







Spring Practice Challenge!



PRACTICE DAY 1	PRACTICE DAY 2	PRACTICE DAY 3	1	You've earned 1 petal!	
PRACTICE DAY 4	PRACTICE DAY 5	PRACTICE DAY 6	2	You've earned 2 petals!	
PRACTICE DAY 7	PRACTICE DAY 8	PRACTICE DAY 9	3	You've earned 3 petals!	
PRACTICE DAY 10	PRACTICE DAY 11	PRACTICE DAY 12	4	You've earned 4 petals!	
PRACTICE DAY 13	PRACTICE DAY 14	PRACTICE DAY 15	5	You've earned 5 petals!	
How it works:	Color in one square for each day you practice at home and get your mom or dad's initials inside each square you color.	After every 3 days of practice you earn 1 petal for your Practice Flower on the studio wall		Show this sheet to your teacher at your lessons and put the appropriate number of petals on your flower on the wall.	Earn all 5 petals to be entered in a draw for a prize during the last week of the month.